

Make Your Own Resurrection Eggs

Resurrection eggs are a fun, experiential way to share the Easter story with children. Each egg contains a scripture passage and an object that symbolizes that part of the story. Here is a simple way to make your own resurrection eggs at home this year. Simply write or print out the scripture passages and put them in each egg along with the item listed. It's also a good idea to number the eggs so children can re-tell the story in proper order.

**Note: Specific egg colors don't matter that much. These are suggestions, but you can use whatever you have on hand.*

Egg color: Green 

Item Inside: Anything green to represent the palm branches people waved (cut a leaf shape out of green paper or fabric, or use an actual leaf from a tree or plant.)

Scripture:

Matthew 21:6-8

The disciples went and did as Jesus had directed them; they brought the donkey and the colt, and put their cloaks on them and he sat on them. A very large crowd spread their cloaks on the road, while others cut branches from the trees and spread them on the road. Those who followed shouted, "Hosanna, blessed is he who comes in the name of the Lord!"

Egg Color: Purple 

Item Inside: Bread or cracker to represent the Last Supper Jesus shared with his disciples.

Scripture:

Matthew 26:26

While they were eating, Jesus took bread, gave thanks and broke it, and gave it to his disciples saying, "Take and eat; this is my body broken for you for the forgiveness of sins. Whenever you eat it, remember me."


Egg Color: Pink 

Item Inside: A cross to represent the cross that Jesus died on. (Can be cut out of paper or, if available, use a sticker.)

Scripture:

John 19:17

So the soldiers took charge of Jesus. Carrying his own cross, he went out to the place of the Skull (which in Aramaic is called Golgotha). Here they crucified him and, with him, two others.


Egg Color: Orange 

Item Inside: Rock to represent the stone that was in front of the tomb where Jesus was buried. It was rolled away by an angel of the Lord.

Scripture:

Matthew 28:2

There was a violent earthquake, for an angel of the Lord came down from heaven and, going to the tomb, rolled back the stone and sat on it.

Egg Color: Yellow 

Item Inside: Empty to represent the empty tomb when Jesus had risen from the dead.

Scripture:

Matthew 28:5-6

The angel said to the women, "Do not be afraid, for I know that you are looking for Jesus, who was crucified. He is not here; he has risen, just as he said. Come and see the place where he lay."

Egg Color: Blue 


Item Inside: Easter Candy to represent the surprise of Jesus's resurrection of Jesus and his appearance to his disciples OR a flower to represent that Jesus received new life when he was resurrected.

Scripture:

John 20:19

Mary went telling the news to the disciples. "I saw the Lord! He's alive!" And she told them everything he said to her.

Optional Additions:


Egg Color: Red  (would be #2 & come between Green & Purple)

Item Inside: A cotton ball dipped in liquid soap (or small washcloth) to represent that Jesus' washed the disciple's feet before they shared the Passover meal

Scripture:

John 13:4-5;15

[Jesus] got up from the table,[a] took off his outer robe, and tied a towel around himself. 5 Then he poured water into a basin and began to wash the disciples' feet and to wipe them with the towel that was tied around him. . . . For I have set you an example, that you also should do as I have done to you.

Egg Color: White  (would come between Pink & Orange)

Item Inside: A strip of cloth or gauze to represent the cloth that was use to wrap Jesus' body when it was place in the tomb.

Scripture:

Luke 23:52-53

This man went to Pilate and asked for the body of Jesus. ⁵³ Then he took it down, wrapped it in a linen cloth, and laid it in a rock-hewn tomb where no one had ever been laid.